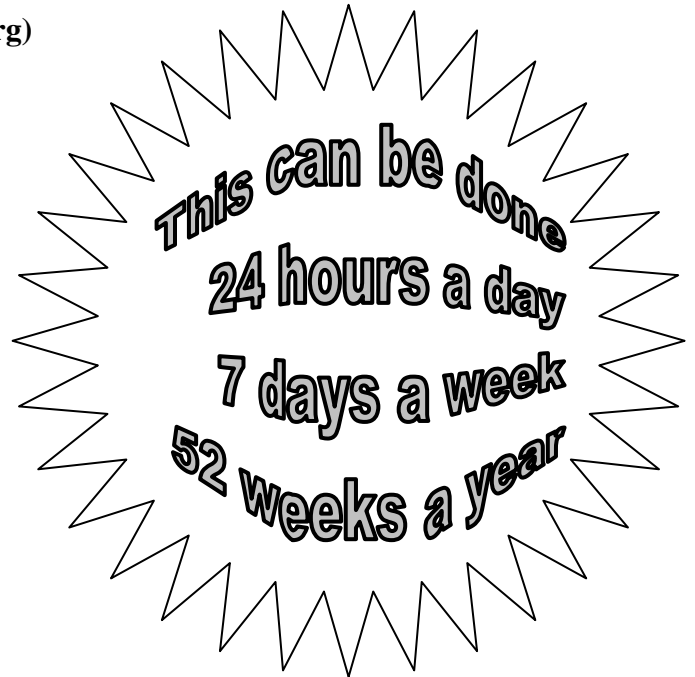
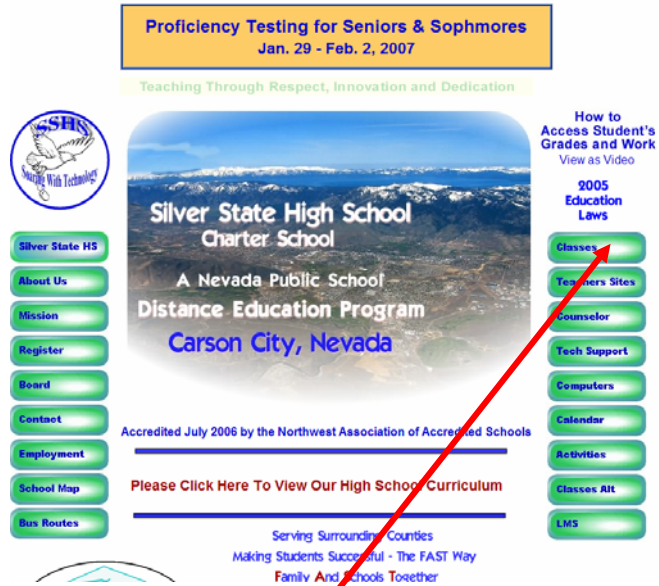


Student "How To" Guide

1] Access the school home page (<http://www.sshs.org>)

School 775-883-7900 Toll Free 800-460-7271 Fax 775-883-9130



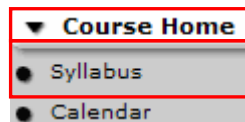
2] Click on the **Classes** button (this opens <http://silverstatehs.college.com>)

3] Access the classes section by entering your User ID and Password and clicking the 'Go to Class' button

4] Click the **Go To Courses** button.

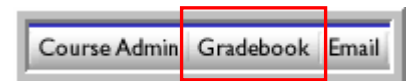
5] Click on the class title of your choice

6] Under 'Course Home' click on the syllabus to see what and when work is due (printing the class syllabus eliminates repeating this step)



7] For assignments which use the **Dropbox**, click on the **Dropbox** button and following the directions. You should only submit .doc, .rtf, or .ppt files.

8] 7] Click the 'Gradebook' button to access the current grade for the class



9] Student should be spending about ten (10) hours a week in every class!